



PRL

**GLASS
SYSTEMS**

**Aluminum
ARCHITECTURAL PRODUCTS**

Complete Glazing Solutions

IF *SPEED* MATTERS!

We offer the Fastest Leadtimes

*Consult PRL for details

RAILING SYSTEMS

All Glass and Aluminum Complete Handrails or Guardrail Systems



RAPID GUARDRAIL SYSTEM



ELEGANTE HANDRAIL SYSTEM



CUSTOM POST HANDRAIL SYSTEM



CUSTOM GATES

for estimates & orders ph 877.775.2586 fx. 877.274.8800 www.prlglass.com

RAILING SYSTEMS

TABLE OF CONTENT



PLEASE NOTE: PRL continuously improves product design and performance, we reserve the right to make changes without notice.




• PHONE: 877.775.2586

• FAX: 877.274.8800

www.prlglass.com

ELEGANTE HANDRAIL SYSTEM

Frameless Glass railing with Stand-Offs providing a floating appearance



Residential Stand-Off Handrail System with Square Top Caps

ELEGANTE HANDRAIL SYSTEM - Features



Elegante Handrail System with Laminated Glass

ELEGANTE HANDRAIL SYSTEM - Features

STAND-OFF RAILING SYSTEM

PRL's "Elegante" Handrail and Guardrail Standoffs create elegant frameless heavy glass guardrails by eliminating the base shoe and allowing the glass to secure directly to the sides of the stringers or deck. Our 2" diameter solid stainless steel standoffs are fabricated in-house. Also can we provide 1/2" thick stainless steel pre-drilled backing plates to secure to the sub-structure.


PRL provides complete frameless railings, the glass, ready to install, all within an incredibly fast production time. Standoffs are available in stainless steel, brass, oil rubbed bronze or painted finishes. Our ELEGANTE RAILING SYSTEM brings innovation and elegance to the architectural design industry.




Elegante Handrail System with Color Laminated Glass



PL-RSOBD20BS
Flat Cap/Square Mount
Bracket for 2" Standoff



PL-RSOBDS0BS
4"x8"H Corners
Domed Cap/Round Mount Bracket



CUSTOM LENGTH STANDOFFS

COMPONENTS

PRL's 2" diameter solid stainless steel standoffs are fabricated in-house of premium 304 or 316 alloy stainless steel. Where additional structural support is needed we provide 1/2" thick stainless steel 4" x 8" pre-drilled backing plates to secure to the sub-structure.

Flat or Domed Top Caps and standoffs are available. Because we manufacture this system in-house, we are able to offer custom standoff diameters and lengths, as well as 4" x 8" back plates when necessary for mounting to various structural substrates.



PL-RSOBD2134
2" Diameter
Flat Cap



PL-RSOB2134
2" Diameter
Flat Cap

ELEGANTE HANDRAIL SYSTEM - Applications



Elegante Handrail System with Flat Cap Stand Offs



Elegante Stand-Off Guardrail System with Laminated SentryGlas®

ELEGANTE HANDRAIL SYSTEM - Applications



Elegante Handrail System with Square Stand-Off Mount Brackets and Laminated SentryGlas®

ELEGANTE HANDRAIL SYSTEM - Finishes

FINISH

All Stand-off components are in stock in two different finishes. PRL has in stock just polished or brushed stainless steel but they may also be sent to be powder coated per customers request. The base material for all stainless steel we supply is 304 alloy, 316 can be supplied per request at the added cost.



Brushed Stainless Steel



Polished Stainless Steel



Elegante Handrail System with Square Mount Bracket and Laminated SentryGlas®

ELEGANTE HANDRAIL SYSTEM - Glass

GLASS OPTIONS

PRL offers a wide selection of tempered and laminated glass types for our Stand-Off Handrail System. We supply top quality tempered and laminated glass options. Fabricated in-house, the Elegante Handrail System by code accommodates 1/2" or thicker what code requires laminated glass. PRL also offers multiple glass options such as: tempered, laminated, tinted, reflective, textured, sandblasted or custom design.

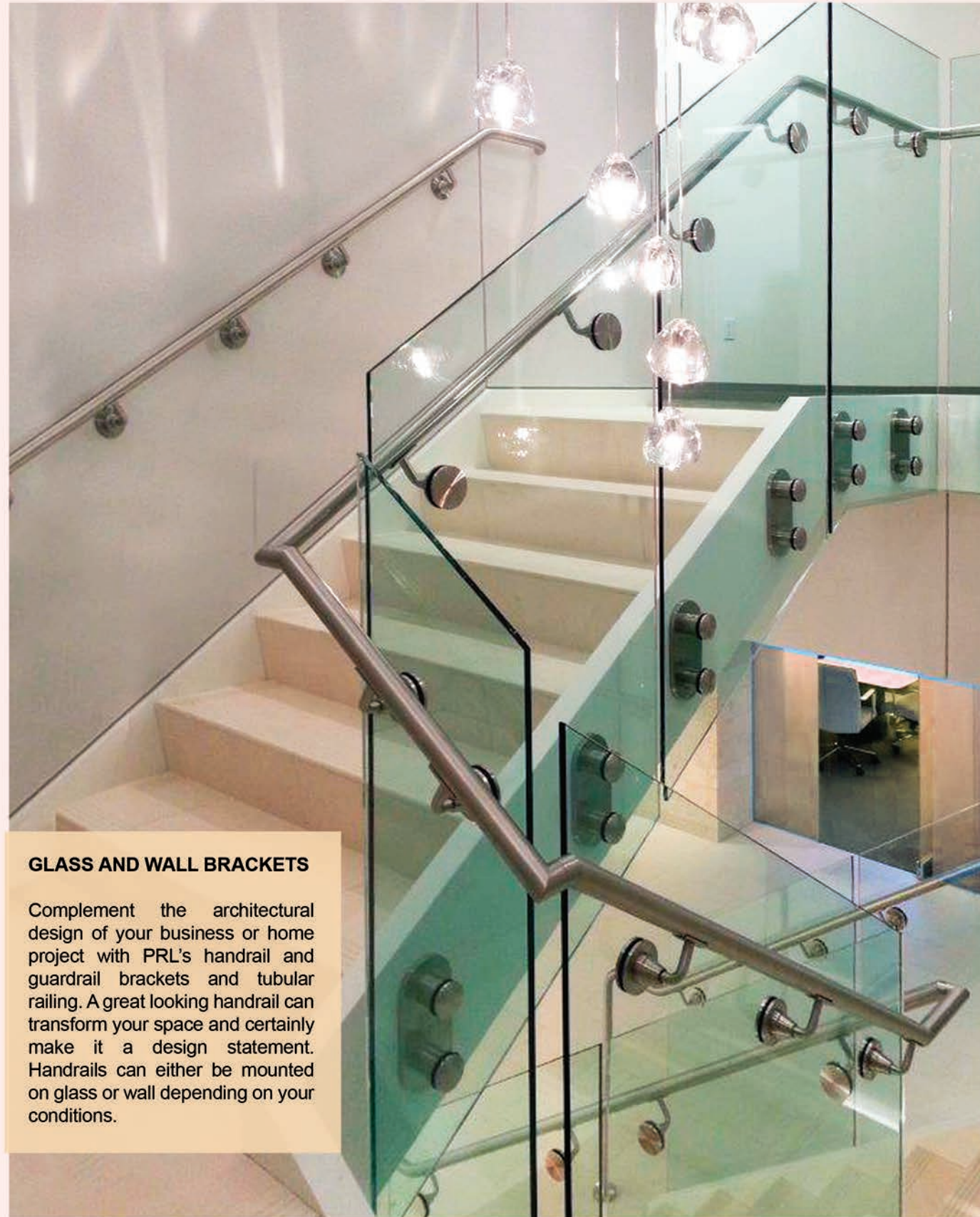


1/2"

1/2"
Laminated



Elegante Handrail System with Laminated SentryGlas®



GLASS AND WALL BRACKETS

Complement the architectural design of your business or home project with PRL's handrail and guardrail brackets and tubular railing. A great looking handrail can transform your space and certainly make it a design statement. Handrails can either be mounted on glass or wall depending on your conditions.

Elegante Handrail System with Glass and Wall Mount Brackets in Brushed Stainless Steel



Elegante Handrail System with Glass Mount Bracket and Laminated SentryGlas®



Elegante Handrail System with Wall and Glass Mount Brackets and Laminated SentryGlas®



GLASS MOUNT



WALL / GLASS MOUNT



**HRWMB
WALL MOUNT**

ELEGANTE HANDRAIL SYSTEM - Tubular Railing

TUBULAR RAILING

At PRL, our handrail and guardrail tubular railing can meet virtually any design. Handrail corners can be bent or mitered to your specification and design criteria we bend and fabricate custom angles in house making it a one stop shop for all your requirements. Tubing can be stainless steel, Brass, aluminum and painted finishes. We carry a wide variety of brackets in satin or polished stainless steel (304 or 316 alloy) and painted finished for 1 1/2" and 2" Diameter. Tubing ideal for stairs and balconies. We can produce hand railings in everything from traditional to innovative angles or with smooth corners!




Elegante Handrail System with Custom Curved Round Tubular Railing and Laminated SentryGlas®

ELEGANTE HANDRAIL SYSTEM - Tubular Railing



Elegante Handrail System with Bronze Anodized Round Tubular Railing and Laminated SentryGlas®



Laminated SentryGlas® Elegante Handrail system with Custom Bend Tubular Railing



**TUBULAR RAILING
ROUND TUBE
CUSTOM BENDS**

ELEGANTE HANDRAIL SYSTEM - Application



Elegante Handrail System with Polished Stainless Steel Tubular Railing

ELEGANTE HANDRAIL SYSTEM - Application



Elegante Handrail System with Round Tubular Railing



Elegante Handrail System with Laminated SentryGlas®

RAPID HANDRAIL SYSTEM

Dry-Set Base Shoe Base makes the installation easier and faster



Rapid Dry-Set Base Shoe Handrail System with Laminated Tempered Glass

RAPID HANDRAIL SYSTEM - Features



Rapid Guardrail System with Dry-Set Bottom Base

RAPID HANDRAIL SYSTEM - Features

PRL's rapid dryset handrail base shoes to get in on the perks of our groundbreaking features. Suitable for mechanical or cemented applications, We extrude all aluminum in-house, our base shoe is available in 4" or 2 3/4" heights and rendered in 10 and 20 ft. stock lengths. This product has a lot to offer. 35% lighter than the original heavy base shoe, these base shoes boast a higher strength and durability. Interchangeable drop-on covers make repairs a cinch, and our dryset design forgoes the need of messy cement. So, treat yourself to easy, innovative handrail installations. Specify and utilize our base shoes today.

Win big with PRL's handrail base shoes features and experience quick, effortless installation. With no special tools required, our 3" pressure plates secure glass panels into dryset assemblies seamlessly. Furnished in cladded, anodized, custom powder coated and Kynar painted finishes, our rapid dryset base shoes accent handrails strikingly. Rapid dryset handrail base shoes. Don't limit yourself to ordinary installations.

ALL COMPONENTS ARE SOLD SEPARATELY:

Cladding	Drop in Cover	Shoe Base
<ul style="list-style-type: none"> Polished/Brushed Stainless Steel Polished/Brushed Naval Brass* <p>*No lacquer</p>	<ul style="list-style-type: none"> Mill Finished Clear Anodized Bronze Anodized Powder Coat 	<p>Aluminum Mill Finish Cover</p> <p>2 3/4" Height 4" Height (1/2 or 3/4 glazed) 3" Sectional Pressure Plate for Dry-Set only</p>
<p>*Standard Base comes w/ Mill Finish Covers</p>		



Rapid Dry-Set 4" Guardrail System with Laminated SentryGlas®

MINI



Bronzed Anodized Rapid Handrail System with Round Top Caps

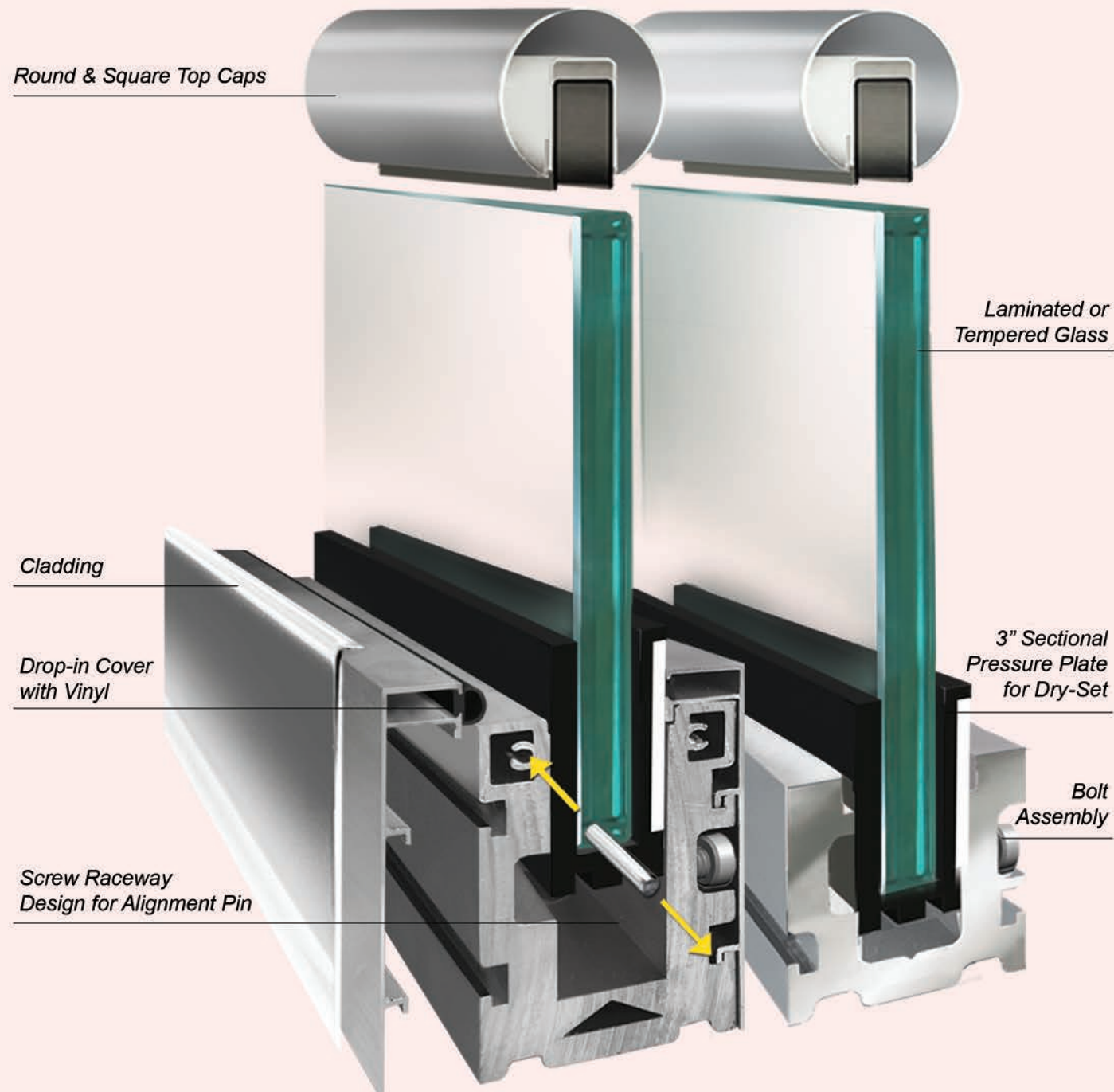
STANDARD



Bronzed Anodized Rapid Handrail System with Round Top Caps


RAPID HANDRAIL SYSTEM - Shoe Base

PRL manufactures all components of the Shoe base in-house available in standard 4" or 2 3/4" heights. With PRL's state-of-the-art extrusion press can render stock lengths in 10 and/or 20 ft and with the ability to produce virtually any custom length your handrails may require. Crafted from 6063-T5 aluminum, these dryset base shoes accept tempered and laminated glass thicknesses.




RAPID HANDRAIL SYSTEM - Shoe Base

PRL's base shoe is quipped with alignment connection pins, these parts easily maintain consecutive run alignments from one base shoe to another You Alignment just got easier



ALIGNMENT PIN

PRL's base shoe comes with interchangeable drop-on covers make replacing damaged pieces or changing finishes a piece of cake. Without removing the entire railing, they just drop right into place. These covers also feature internal glazing pockets embedded with vinyl so they're easier to install and vinyl won't fall out over time.



INTERNAL GLAZING GASKET



- 10' & 20' Stock Lengths
 - Custom Lengths cut to size*
 - Ready to ship out next day
 - Will call the same day
- *Consult us for details

RAPID HANDRAIL SYSTEM - Finishes

AVAILABLE FINISHES:

PRL's rapid dryset base shoes accent handrails outstandingly that will complement businesses and homes beautifully, carrying in multiple cladded and anodized finishes.



Mini Rapid Dry-Set 2 3/4" Guardrail System in Stainless Steel Finish

RAPID HANDRAIL SYSTEM - Applications



Rapid Guardrail System in Brushed Stainless Steel



Mini Rapid Guardrail System with Laminated Tempered Glass




Bronzed Anodized Finish Rapid Dry-Set Guardrail System with Laminated SentryGlas®




Rapid Dry-Set Guardrail System in Polished Brass

RAPID HANDRAIL SYSTEM - Installation



Rapid Dryset Guardrail System with Round Top Caps

RAPID HANDRAIL SYSTEM - Applications



Mini Rapid Dry-Set Guardrail System with Square Top Caps

RAPID HANDRAIL SYSTEM - Applications




Dark Bronze Anodized Rapid Dry-Set Guardrail System with Laminated SentryGlas®



Brushed Stainless Steel Rapid Guardrail System with Laminated SentryGlas®

RAPID HANDRAIL SYSTEM - Applications



Brushed Anodized Rapid Handrail System with Laminated SentryGlas®

WET GRAZED HANDRAIL SYSTEM

Wet cemented glass setting providing innovative glazing solutions



Traditional Guardrail System with Laminated Tempered Glass a



TRADITIONAL WET-GLAZED

PRL's Traditional Wet-Set Handrail is raising the bar by providing you a stronger rapid handrail system. Currently we are excited and proud to announce that our system has recently been tested and successfully met all requirements. PRL is raising the bar by providing you a stronger handrail system.

It also has the unique feature of "drop-on covers". Since they just drop onto slots in the base shoe, they are simple and fast to install. This feature allows you to change damaged pieces easily and inexpensively. It's also a benefit if your customer wants to change the existing base shoe finish or just make it look new again!

PRL extrudes, forms, and fabricates our own base shoe, top cap and post systems in-house! As a leading fabricator of tempered and laminated glass we are able to combine our glass and metal fabrication skills to supply your entire project. At PRL it is our goal to make your job easier and faster!



TEST:

- ASTM E 935 standard test methods for performance of permanent metal railing systems and rails for buildings.
- ASTM E 985 standard specifications for permanent metal railing systems and rails for buildings.

TRADITIONAL WET GLAZED HANDRAIL SYSTEM - Glass

GLASS OPTIONS:

PRL Traditional Wet-Set Glazed is fabricated upon customers request. The Glass thickness and type varies depending on code where customers are installing their traditional handrail system. PRL offers tempered or laminated glass with multiple glass options such as: Clear, tinted, reflective, textured, sandblasted or custom design. Glass thickness varies from 3/8" to 1/2" laminated glass. Built for durability and to enhance all handrail systems.



3/8"

1/2"



Traditional Handrail System with Laminated Tempered Glass


TRADITIONAL WET GLAZED HANDRAIL SYSTEM - Finishes

FINISHES


PRL's wide collection of finishes for their Traditional wet-set railing system is suitable for any applications, residential or commercial. PRL provides high quality of radiant finishes that are dazzling and durable.



Polished Brass



Polished Stainless Steel



US10B Oil Rubbed Bronze



Satin Brass



Brushed Stainless Steel



Custom Finishes



Traditional Wet-Set Handrail System in Oil Rubbed Bronze

TRADITIONAL WET GLAZED HANDRAIL SYSTEM - Applications




Traditional Handrail System with Brushed Anodized Square Top Caps



Traditional Handrail System with Oil Rubbed Anodized Round Top Caps

TRADITIONAL WET GLAZED HANDRAIL SYSTEM - Applications



Traditional Handrail System with Laminated Glass

TRADITIONAL WET GLAZED HANDRAIL SYSTEM - Applications



Traditional Guardrail System with Round Top Caps




Traditional Handrail System with Square Top Caps

TRADITIONAL WET GLAZED HANDRAIL SYSTEM - Installation




Traditional Guardrail System with Square Top Caps




SET SETTING BLOCKS

INSERT GLASS



LEVEL GLASS

ROCKITE CEMENT



INSERT TOP CAP VINYL


INSERT TOP CAP

TRADITIONAL WET GLAZED HANDRAIL SYSTEM - Applications




Custom White Painted Traditional Guardrail System

TRADITIONAL WET GLAZED HANDRAIL SYSTEM - Applications



Traditional Handrail System with Tempered Glass



Infinity Aluminum Guardrail System with Laminated glass



Infinity Handrail System with Laminated Tempered Glass

INFINITY ALUMINUM RAILING SYSTEM

PRL Infinity aluminum guardrail system is an attractive, durable, modular aluminum railing that's economical and a breeze to install! Tested, and simple to install using 1/4" or 3/8" glazing, the Infinity's prefabricated posts are designed with a slim line and welded attachment blocks for quick installation of bottom support channels and top caps. Easily adaptable for surface or fascia mounts, our posts make installation easier!

Stunning guardrail options for both residential and commercial, the Infinity series offers four distinct top cap designs that will accent your home or business in style. All Infinity components are fabricated with high grade, heavy duty 6061 aluminum alloy for maximum strength and powder coated with a 10 year warranty.

PRL offers your customers design flexibility to bring their creative guardrail visions to life. Let PRL provide beautiful, high-quality, long lasting guardrails at an affordable price with minimal labor and profitable returns for you!

APPLICATIONS:

- Standard Glass Railing
- Guardrails
- Fencing
- Custom Railing
- Handrail
- Pool Surrounds
- Wind Breakers
- Gates



INFINITY HANDRAIL SYSTEM - Series



Infinity Handrail System with Tinted Laminated Glass

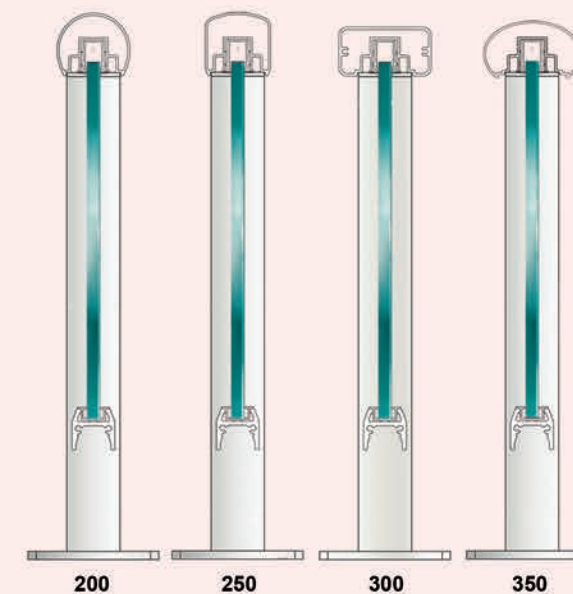
INFINITY ALUMINUM RAILING - Series



Infinity Aluminum Railing with Tinted Laminated Tempered Glass

SERIES

This Infinity railing welded systems is the most cost effective, yet offers many pleasing qualities to your project. This system is not only vibrant to the eye, but it easily adapts to any proposal.



INFINITY ALUMINUM RAILING - Finishes



Infinity Aluminum Railing in Clear Anodized

AVAILABLE FINISHES:

PRL's Infinity Aluminum Railing System is engineered and manufactured with high end powder coating to provide the highest performance from corrosion, heat, impact, abrasion, fading and weather conditions.



Polished Stainless Steel



Brushed Stainless Steel




Polished Brass



Satin Brass




Bronze Anodized



Clear Anodized



US10B Oil Rubbed Bronze



Custom Painted Colors*



Infinity Aluminum Railing in White Custom Painted

INFINITY RAILING SYSTEM - Woodgrain Finishes



Infinity Aluminum Railing In Woodgrain Finish

INFINITY ALUMINUM RAILING - Glass



Infinity Aluminum Railing with Laminated Tempered Glass

INFINITY ALUMINUM RAILING - Glass

GLASS OPTIONS:

PRL's Aluminum Infinity Railing is fabricated upon customers request. The Glass thickness and type varies depending on code where customers are installing their application. PRL offers tempered or laminated glass with multiple glass options such as: Clear, tinted, reflective, textured, sandblasted or custom design. Glass thickness varies from 1/4" to 3/8" laminated or tempered glass. Built for durability and to enhance all handrail systems.



infinity Aluminum Railing with Textured Laminated Glass

INFINITY ALUMINUM RAILING - Applications



Infinity Aluminum Guardrail System Custom Black Painted



Infinity Aluminum Handrail System

INFINITY ALUMINUM RAILING - Applications



Infinity Aluminum Guardrail with Textured Tempered Glass



Infinity Aluminum Guardrail In Clear Anodized


FLEX POSTS HANDRAIL SYSTEM

PRL custom fabricates all post to specifications up on request, finish, heights and profiles



Custom Post Handrail System With Tempered Laminated Glass

FLEX POST HANDRAIL- Features



Stainless Steel Flex Post Handrail System

FLEX POST HANDRAIL- Features



Flex Post Handrail System With Tempered Laminated Glass

FLEX POST HANDRAIL SYSTEM

PRL's Stainless Steel Flex Posts can help you achieve quick and attractive results for interior or exterior railing applications. Our Custom Flex Posts are just that... "flexible", and our adjustable stand-offs can easily adapt to special angles on your job conditions. With our in-house full capacity metal fabrication capabilities we can create Custom Posts to any height, shape and form with maximum accuracy and craftsmanship.



FLEX POST HANDRAIL- Custom Post



We offer a wide variety of customization for commercial and residential custom handrail or guardrail post for your railing system. Whether your project calls for a unique post height, shape or railing configuration, we can accommodate a diverse range of designs.

At PRL, our handrail and guardrail posts are made to order. Furnishing stainless steel and aluminum systems crafted to your specifications, these materials have a lot to offer. Rendered in a large assortment of post heights and profiles, our most popular sellers include round styles in 1 1/2" or 2" diameters and 2"x 2" square tube 1/8 wall thickness. For greater versatility, handrails and guardrails can be design to accommodate fix or adjustable glass brackets.

In addition to traditional in-line configurations, corner railings in 90° and 135 or Ideal for specialized angles, our custom posts enable numerous railing layouts. With our in-house full capacity metal fabrication capabilities we can create any posts with maximum accuracy and craftsmanship. All our Handrail/Guardrail Posts offer strength, durability and safety required for a railing system, while enhancing the appearance of your project with elegance and style!

FLEX POST HANDRAIL- Custom Post



Custom Post Handrail Sytem with Flex Post in Stainless Steel

FEATURES

- Post design to specifications any height, shape and form
- Wall & Glass Mount Brackets
- Oversize/Custom Glass Fabrication
- Laminated Glass offers Safety Qualities & Unlimited Aesthetic



Custom Post Samples

FLEX POST HANDRAIL- Applications



Custom Post Handrail System in Polished Stainless Steel

FLEX POST HANDRAIL- Applications



Handrail with Custom Post in Polished Stainless Steel




Black Painted Custom Post Guardrail

FLEX POST HANDRAIL- Glass

GLASS OPTIONS:

All Post are Custom fabricated upon customers request. The Glass thickness and type varies depending on code where customers are installing their application. PRL offers tempered or laminated glass with multiple glass options such as: Clear, tinted, reflective, textured, sandblasted or custom design. Glass thickness varies from 1/4 " to 3/4" laminated glass. Built for durability and to enhance all handrail systems.



Custom Handrail Post with Tempered Laminated Glass

FLEX POST HANDRAIL- Glass



Custom Post Handrail System with Laminated SentiGlas

FLEX POST HANDRAIL- Finishes



Guardrail with Custom Post in Bronzed Anodized



Custom Post Handrail System in Brushed Stainless Steel

FLEX POST HANDRAIL- Finishes

AVAILABLE FINISHES:

PRL's Custom Post are furnishing stainless steel and aluminum materials build to your specifications. It offers a wide finishes collection to enhance your system for indoors and out.



Polished Stainless Steel



Brushed Stainless Steel



Polished Brass




Satin Brass




Bronze Anodized




Clear Anodized



US10B Oil Rubbed Bronze



Custom Painted Colors*



Custom Post Handrail in Brushed Stainless Steel



Flex Post Handrail System in Polished Stainless Steel

FLEX POST HANDRAIL- Applications



Guardrail with Custom Post in Brushed Anodized



Custom Flex Post Handrail System in Brushed Anodized

FLEX POST HANDRAIL- Applications



Black Painted Custom Flex Post Handrail System

HANDRAIL TOP CAPS

We offer a wide variety of styles, sizes and finishes for indoor and outdoor railing systems



Traditional Wet-Grazed Handrail System with Square Top Cap

HANDRAIL TOP CAPS - Features



Round Top Caps In Bronze Anodized Finish

HANDRAIL TOP CAPS - Features



Custom Post Handrail with Rectangular Top Caps In Brushed Stainless Steel

HANDRAIL TOP CAPS

Handrail and guardrail top caps, PRL offer a wide variety of styles, sizes and finishes for indoor and outdoor railing systems. Rendered in brake formed stainless steel and extruded aluminum options, we supply a huge inventory of top caps for a host of railing specifications.

At PRL, nearly all handrail and guardrail top caps are manufactured in our facility. Furnished in round and square profiles, these railing components are available in a large selection of standard and custom lengths, sizes and diameters. We also extrude a vast range of top cap accessories. Providing the finest machining, bending and welding services, we can produce everything from channel caps, custom angled elbows and sidelite channel caps to custom corners and posts, slotted endcaps and more.

Commercial or residential, our top caps make for stunning handrails and guardrails. Delivered in a rich collection of premium quality finishes, these railing components afford generous design choices. In addition to brushed and polished stainless steel, PRL offers top caps in clear and dark bronze anodized, mill, powder coated and painted aluminum finishes. Upon request, satin and polished brass are also available. We furnish the widest selection of handrail and guardrail top caps,. Upholding our stellar reputation as the premier railing component manufacturer.


HANDRAIL TOP CAPS - Brakeformed Round



12TCBN
1 1/2" Diameter



2TCBN
2" Diameter



3TCBN
3" Diameter



Traditional Handrail System with Round Brakeformed Top Caps in Polished Stainless Steel


HANDRAIL TOP CAPS - Extruded Metal



Handrail System with Round Top Cap




2TCEN
2" Diameter



Custom Post Handrail System with Round Top Cap

TOP CAPS - Square & Rectangular



PL-SQTC
Square- 2" x 2" or 3" x 3"



PL-RTTC
Rectangular- 2" x 2 1/2" or 2" x 3"



Rectangular Top Cap In Clear Anodized

HANDRAIL TOP CAPS - Square & Rectangular



Handrail System with Square Top Caps in Brushed Stainless Steel



Traditional Handrail System with Rectangular Top Cap in Oil Rubbed Anodized

HANDRAIL TOP CAPS - Application



Traditional Handrail System with Square Top Cap in Brushed Anodized



Traditional Handrail System with Round Top Cap in Oil Bronze Anodized

HANDRAIL TOP CAPS - Application



Elegante and Traditional Handrail System with Square Top Caps in Brushed Stainless Steel

HANDRAIL TOP CAPS - Finishes



Elegante Guardrail with Round Top Caps in Clear Anodized

AVAILABLE FINISHES:


PRL's Top Caps delivered in a rich collection of premium quality finishes, these railing components afford generous design choices in multiple cladded and anodized finishes.




HANDRAIL TOP CAPS - Glass

GLASS OPTIONS

PRL offers a wide selection of tempered and laminated glass types for our Railing systems. Our top caps thickness vary depending on the railing capabilities, suitable from 1/4" to 3/4" laminated or tempered glass. Fabricated in-house multiple glass options such as: tempered, laminated, tinted, reflective, textured, sandblasted or custom design. Built for durability and to enhance door's appeal for years to come.



Round Top Caps in Brushed Stainless Steel




Traditional Handrail System with Rectangular Top Cap In Clear An-



Elegante Handrail System with Square Top Caps in Polished Stainless Steel

HANDRAIL TOP CAPS - Application



Handrail System with Rectangular Top Caps



Vice Guardrail System with Round Top Cap

HANDRAIL TOP CAPS - Application



Elegante and Traditional Handrail System with Square Top Caps in Brushed Stainless Steel

HANDRAIL GLASS

Unlimited options from color, shapes, fabrication, cut-outs and many more



Elegante Handrail System with Complex Glass Shapes and Multiple Hole Drilling

HANDRAIL GLASS - Features



Custom Post Handrail System with SentryGlas® Laminated Glass

HANDRAIL GLASS - Features



Handrail System with White Rainbow Color Laminated Glass

HANDRAIL GLASS

For an outstanding selection of handrail and guardrail glass, offer a limitless supply of tempered and laminated products for railing systems. Available in a large assortment of clear and decorative glass types, we can produce everything from oversized panels to captivating all-glass railing designs. Fabricating all glass products in-house with state-of-the-art machinery and technology, our handrail and guardrail glass capabilities are unmatched.

At PRL, we furnish a wide range of glass sizes and thicknesses for handrails and guardrails. We fabricate tempered glass panels up to 110" x 190" and laminated panels up to 96" x 155". Providing standard glass thicknesses in 1/4", 3/8", 1/2" and 9/16", we can also render custom thicknesses. For greater strength and durability, these products can be laminated with SentryGlas® interlayers in addition to a number of premium quality PVB interlayers.

Affording the finest glass fabrication, we can create an endless array of custom railing designs and decorative glass types. Whether your handrail or guardrail calls for specialty hole, intricate notching, or custom shape, PRL can craft it all. Want to give your railing system a one-of-a-kind touch? We can generate an exquisite medley of textured glass patterns, GlueChip borders and sandblasted graphics. Also offering colored spandrel and laminated glass in a vast selection of whites, blues, greens and more, we deliver dazzling hues to match your vision and décor.

HANDRAIL GLASS - SentryGlas® Laminated



SentryGlas®

Structural SentryGlas® Laminated Glass with Stand-Off Flat Caps

HANDRAIL GLASS - SentryGlas® Laminated

SENTRYGLAS® LAMINATED

PRL offers fabricated laminated glass with SentryGlas® ionoplast interlayer. This is a very durable interlayer with superior resistance to weathering, moisture intrusion and sealant contact problems. It is significantly stronger and more rigid than standard PVB interlayers, making it ideal for impact rated and structural applications. PRL Glass recommends Handrail glass be fabricated with SentryGlas® interlayer.



Sample shown with White SentryGlas®



SentryGlas® Laminated Tempered Glass Panels



Structural Safety Laminated SentryGlas® with Custom Fitting

HANDRAIL GLASS- Pattern Glass



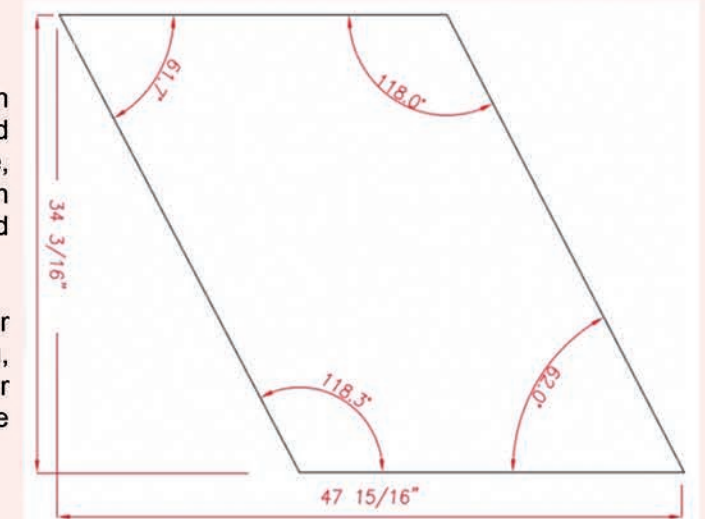
Compound Handrail Glass Panel Shape with Holes

HANDRAIL GLASS- Pattern Glass

GLASS PATTERN

PRL Brings the wow factor to your home or office with PRL's handrail glass specialties. Allowing unlimited creativity for infinite design cutting your glass to any shape, size, we can fabricate the most unique Custom Pattern cut, from laminated glass, tempered Glass, laminated decorative glass, Color laminated or textured glass.


The most impossible shapes becomes possible with our unlimited capabilities. Add your custom Hole Drilling, hinged cut-out, make it oversized and more for your custom glass panel. If you can envision it, we can create it with our custom glass specialty capabilities.



Sample of a Glass Panel Layout



Handrail Glass Cut to Patterns with Custom Cut-out



Handrail Glass Custom Cut To Pattern

HANDRAIL GLASS - Custom Glass Fabrication



Custom Oversize Glass Panel with Multiple Holes

HANDRAIL GLASS - Custom Glass Fabrication

CUSTOM GLASS FABRICATION

PRL offers fabricated laminated glass with custom hole-drilling from standard to any custom glass. Custom glass fabrication is our area of expertise. Utilizing cutting edge technology and our vast fabrication capabilities the best technology inhouse you can go from cutting the most delicate glass to the strongest bullet resistant glass. No matter how fine or intricate the shape can be, we can cut any hole, cut out dimension or shape. Beautiful in a variety of interior and exterior applications, our custom glass specialties can be made in a host of glass types make for limitless options for any glass and aluminum railings.



Elegante Handrail System with Hole Drilled Glass for Stand-Offs




Glass Wall Panels and Elegante Handrail System with Multiple Holes Drilled

HANDRAIL GLASS - Laminated Color Glass



Guardrail System with Custom Rainbow Color Laminated Glass

HANDRAIL GLASS - Laminated Color Glass



Custom Frameless Handrail System with Custom Color Laminated

RAINBOW COLOR LAMINATED GLASS

PRL Rainbow laminated colors can provide the color tint you are looking for. Our color interlayers are available in 12 standard shades that can be used for interior and exterior applications. These shades were created to match industry glass tints. The standard colors can also be combined to produce over 1,000 transparent or opaque colors. Now architects and designers can design their own color with so many options. The Rainbow laminated color glass interlayers are fade resistant.

- | | |
|---|------------------|
|  | 1 CORAL ROSE |
|  | 2 AQUAMARINE |
|  | 3 SMOKE GRAY |
|  | 4 SAHARA SUN |
|  | 5 RUBY RED |
|  | 6 SAPPHIRE BLUE |
|  | 7 EVENING SHADOW |
|  | 8 GOLDEN LIGHT |
|  | 9 DEEP RED |
|  | 10 TRUE BLUE |
|  | 11 TANGERINE |
|  | 12 OCEAN GREY |

*Color Glass Sample

HANDRAIL GLASS - Textured Glass



Custom Guardrail System with Acid Etched Tempered Texture Glass


HANDRAIL GLASS - Textured Glass



Crossreed Textured Laminated Glass Handrail System

TEXTURED GLASS

PRL stocks a large assortment of Textured Glass Products for elegance and privacy. Our textures range from 1/8 to 1/2 thick for a variety of uses from patio tables, restaurant partitions, shower doors and entry door insert panels. We offer acid etched and low iron acid etched glass of custom patterns on glass up to 3/4" thick for unique SYstems, lobby guardrails and many other creative applications. For custom glass railings PRL provides tempered textured glass laminated to clear tempered glass, all fabricated in our facility to your exact specifications. Our excellent quality and tornado lead times are unsurpassed!



Laminated 1/4" Reeded Tempered 060 SGP/ 1/4" Clear Tempered Glass



Guardrail System with Custom Sandblast Band



Traditional Guardrail System with Custom Design Sandblast Border

SANDBLAST:

PRL's Sandblast custom design & artwork enhances your glass handrail. Add some elegance and a unique touch with surface or deep carved custom designs such as, logos applications, floral designs, mythical concepts, abstract, contemporary or ornamental design.

- Carved
- Surface Sandblast
- Artistic
- Custom edges
- Custom
- Tri-Dimensional Sandblast



Rapid Base Shoe Handrail System with Ornamental Sandblast Design

HANDRAIL GLASS - Artistic Sandblasting



Handrail System with Laminated Glass

HANDRAIL GLASS - Artistic Sandblasting



Custom Handrail System with Custom Cut Glass



Custom Guardrail System with Laminated Sentryglas® Glass



Custom Handrail System with Laminated Glass



Custom Guardrail System with Laminated Sentryglas® Glass

CUSTOM GATES

PRL Offers a Variety of Glass and Metal Gate/Fencing for Standard and Custom Applications



Rapid Dry-Set Guardrail with All Glass Frameless Gate

CUSTOM GATES - Features



All Glass Custom Gate with Color Decorative Laminated Glass

CUSTOM GATES - Features

PRL Glass gates add a contemporary option to access control for residential or commercial applications. Custom tempered or laminated glass combined with aluminum, post or stainless steel components produce unmatched gates. The gates can be low or high, wide or narrow, or as needed.

Glass fences and gates add a nice attraction to a home or business. PRL Glass and Aluminum Gates combine the best qualities, of aesthetic transparency, privacy and security. The transparency of glass is a wonderful way to showcase beautiful gardens, pools, views or property structures and our hardware selection offers security options with euro lock/lever handles, strikes, fittings or adaptable centerlock housings.

We provide complete glass gates and fences, fabricated to your specifications in our facility and delivered ready to install. We offer a variety of tempered/laminated glass fences and custom gates styles for all of your needs. All you have to do is give us your dimensions and we will take care of the rest.



Aluminum Gate With Panic Device

CUSTOM GATES - Applications



Aluminum Gates with White Rainbow Color Laminated Glass

CUSTOM GATES - Applications



Aluminum Fencing with Textured Laminated Glass



Custom Access Gate with Centerlock Housing




Glass Gate with Acid Etch Textured Glass and Ladder Pull

CUSTOM GATES - Glass


GLASS TYPES

PRL offers a wide selection of tempered and laminated glass types for our Gate. Fabricated in-house multiple glass options such as: tempered, laminated, tinted, reflective, textured, sandblasted or custom design. Glass thickness is available from 1/4" to 1" laminated or insulated glass glass. Built for durability and to enhance door's appeal for years to come.




CUSTOM GATES - Glass

GLASS THICKNESS:



Frameless Custom Gate with White Color Laminated Glass




Security Gate with Custom Strike Application



Custom Aluminum Gate with Deadlatch



Beach Access All Glass Gate with Studio Rondo Lock



Full Frame Gate with Deadlatch Lock

LOCKS

At PRL door hardware is extremely important when it comes to maintaining the safety and privacy of your home. Combining an elegant, traditional style with high security standards, our locking hardware is a great choice for use in all residential and commercial gate applications. It comes in a range of styles, and different finish options making it easy to meet your project specifications that are required for all glass and aluminum gates.




PL-CLH2
DEADLATCH LOCK
10" H / 6" W



PL-16300
LOCK PATCH FITTING
4 1/4" H / 3" W



910.003
STUDIO CLASSIC
3/8" & 1/2" glass



PL-16500
LOCK PATCH FITTING
2" H / 6 1/2" W



910.200 / 910.220
STUDIO RONDO LOCK/KEEPER
3/8" & 1/2" glass

CUSTOM GATES - Applications



Access Control Gate with Sandblast Design Logo

CUSTOM GATES - Applications



Color Laminated Glass Gate with Lever Housing Bottom Patch Lock



Residential All Glass Gate with 3/4" Tempered Glass



Aluminum Gate with Acid Etched Tempered Glass

FLEX POST & GLASS SHIELD

When protection is your priority maintaining safe physical transaction and helps social distancing



Glass Shield with Flex Post and Tempered Laminated Glass

FEATURES


- Standard Aluminum Flex Post for various Glass Shield Applications
- The end, Center and Corner Post Available
- Wall & Glass Mount Brackets
- Sizes: 12", 18", 24", 30" and custom height
- 1/4" and 3/8" Glass Thickness
- Tempered & Laminated Glass
- Clear and Bronzed Anodized Finishes



FLEX POST GLASS SHIELDS - Applications



90 Degree Tempered Glass Shield in Bronzed Anodized Finish



In-line Flex Post Glass Shield in Clear Anodized Finish



Office Flex Post Glass Shields in Clear Anodized Finish

PLEXIGLASS SHIELDS

Lighter in weight, self-supporting and easily transport from one surface to another



PlexiGlass Free-Standing Triangular Base Shield


FREE STANDING PLEXIGLASS SHIELD

FEATURES:

- 12" Equilateral triangle base
- Manufactured in house
- Highly stable, yet light weight
- Convenient Movable Glass Shield
- Free-Standing Frameless Design
- 1/4" or 3/16" Plexiglass
- Does not require Counter cutouts or holes
- Finished edges and radius corners



TRIANGULAR BASE



SQUARE BASE

PLEXIGLASS SHIELD - Free Standing



FREE STANDING PLEXIGLASS SHIELD with CUTOUT 3" X 12"	
PART NUMBER	DIMENSIONS
PLXI24x24C	24" W x 24"H
PLXI24x30C	24" W x 30"H
PLXI24x36C	24" W x 36"H
PLXI36x24C	36" W x 24"H
PLXI36x30C	36" W x 30"H
PLXI36x36C	36" W x 36"H

Custom Size available upon request.

*Consult us for pricing

Square Plexiglas Shield with Cutout Window



FREE STANDING PLEXIGLASS SHIELD NO CUTOUT	
PART NUMBER	DIMENSIONS
PLXI24x24	24" W x 24"H
PLXI24x30	24" W x 30"H
PLXI24x36	24" W x 36"H
PLXI36x24	36" W x 24"H
PLXI36x30	36" W x 30"H
PLXI36x36	36" W x 36"H

Custom Size available upon request.

*Consult us for pricing

Movable Plexiglas Triangular Shield with Cutout Window

FREE STANDING GLASS SHIELDS

Self-supporting glass shield base and glass are easy to place on any counter-top or desk



Office Desk with Free Standing Tubular Glass Shield Base

CLAMP GLASS SHIELD - Free Standing



Desk with Free Standing Clamp Glass Shield

CLAMP GLASS SHIELD

- Features:
- Free Standing
 - 1/4" and 3/8" Glass Thickness
 - Tempered & Laminated Glass
 - Polished and Brushed Stainless Steel




TUBULAR



Reception Desk with Free Standing Tubular Glass Shield Base

CLAMP GLASS SHIELD

- Features:
- Free Standing
 - 1/4" and 3/8" Glass Thickness
 - Tempered & Laminated Glass
 - Polished and Brushed Stainless Steel



CLAMP



Reception Desk with Free Standing Clamp Glass Shield

ALL GLASS ENTRANCE DOORS

The Highest Quality Complete Entry Systems with the Fastest Lead Times in the Industry



P-Style System with PL 100FADA Panic Device

Features:

- Available up to 10 ft. for taller consult PRL for details
- Seamless Rails and Stiles
- Unlimited Glass Options - 1/2", 5/8" or 3/4" heavy tempered
- Standard & Custom Metal Finishes



P-Style/ PL100F



BP-Style/ PL100B



F-Style/ PL100D



A-Style/ PL100FADA

ULTRA NARROW CLADDLED DOORS

Provides an Expansive Glass View, while Incorporating Minimal Stiles for Weathering



Ultra Narrow Cladded Doors in Oil Rubbed Bronze

Features

- Unlimited Glass Thickness Options 1/4" to 3/4"
- Luxurious Cladded Finishes Options
- Specialty Hardware Selection & Panic Devices
- No Glass Door Stops



WS-878 7/8"



WS-450/WS-4751 5/16"

FULL FRAME CLADDLED DOORS

We Manufacture Complete Luxurious Entrance Systems

Features

- Glass Thickness Unlimited 1/4" to 1"
- Luxurious Cladded Finishes Options
- Specialty Hardware & Panic Devices
- No Glass Door Stops



Narrow- 3" Offset Pull Medium- 4 1/8" Offset Ladder Pull Wide- 5 5/8" PL100 Panic



Full Framed Cladded Doors in Custom Painted

ALUMINUM DOORS

Aluminum Doors are Available in Many Different Styles Including an Adaptable Custom Design

Features

- Wide Glass Options
- Custom Framing
- Standard Anodized Finishes
- Specialty Hardware & Panic Devices
- Anodized & Custom powder Coat



Narrow Stile



Medium Stile



Wide Stile



Custom Stile Custom Height & muntin



Medium Aluminum Doors Custom Painted Doors

PANIC DEVICES

Spontaneous Entrance Doors Giving the Impression of All Glass Doors with Very Narrow Vertical Stiles

Featuring:

- Available up to 10 ft. for taller consult PRL for details
- Custom Exterior Pulls
- Tested to 2.0 million cycles
- Panic Bar Options:



UNIQUE



INNOVATIVE



CLASSIC



EASY LOCKING LADDER PULLS

Popular Due to Its Easy Locking Mechanism at Waist Height

Featuring:

- Half length locks at head or floor
- Full length locks at head or floor
- Flexible key outside & thumb-turn inside option
- Elegant custom designs
- Custom length available
*consult us for details

Easy locking mechanism at a convenient height



All Glass Entrance Doors with Easy Locking Ladder Pull

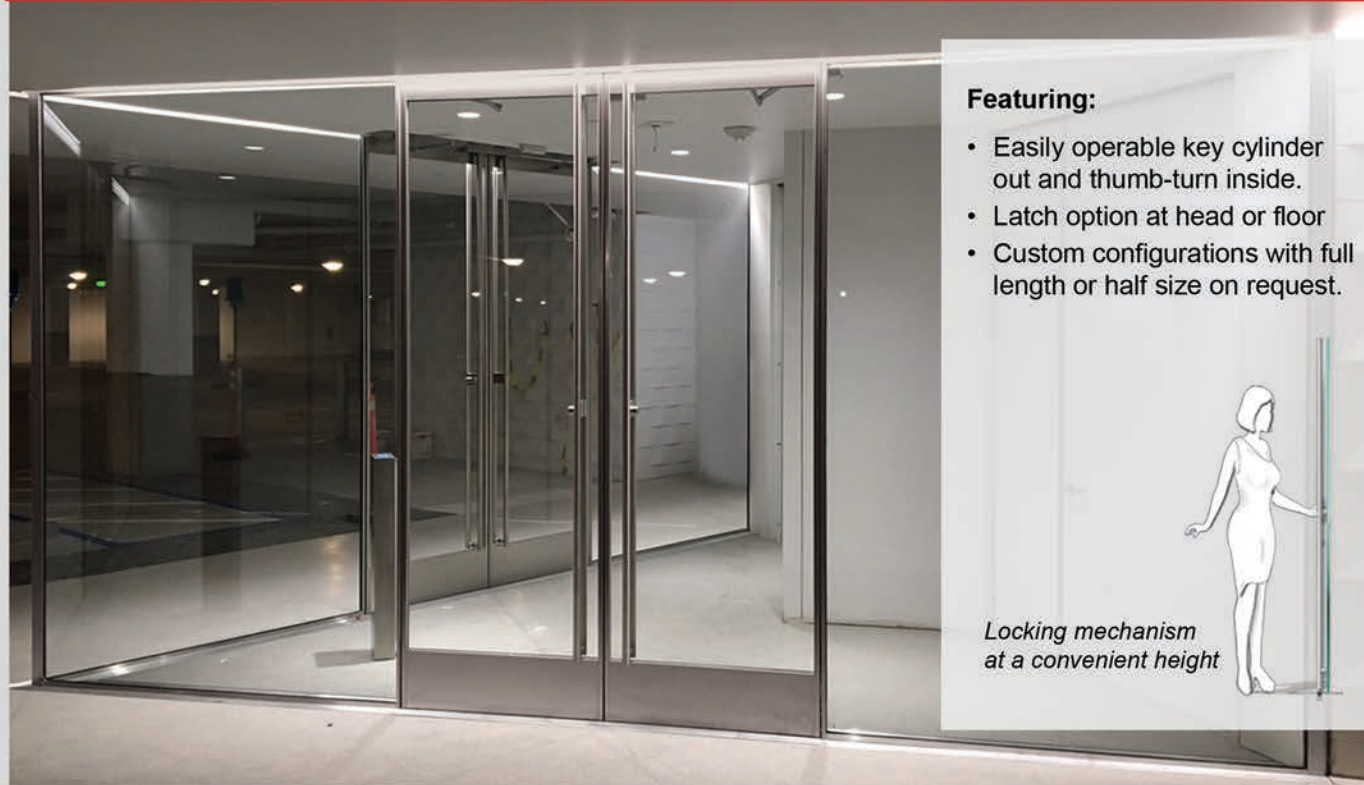
DEADBOLT LOCKING MECHANISM

Offers Security, Ease of Access and Beauty

Featuring:

- Easily operable key cylinder out and thumb-turn inside.
- Latch option at head or floor
- Custom configurations with full length or half size on request.

Locking mechanism at a convenient height



Ultra Narrow Cladded Doors with Full Size Top Latch Deadbolt

ENTRANCE DOOR HARDWARE

Enhance All Glass and Aluminum Entrance Doors with Our Broad Selection

Featuring Selection:

- Total View Systems
- Door and Sidelite Rails
- Headers, Thresholds and Channels
- Samson Hydraulic Patch
- Locks, Pulls and Ladder Pulls
- Mechanical Locks,
- Electrical Strikes
- Levers
- *consult us for details



ALUMINUM BI-FOLD

Complete Accordion Bi-fold Aluminum System a Versatile Solution for Any Application



Accordion

- Versatile
- Weather Resistant
- Thermally Broken
- In-line / Multiple Panels
- Custom Configurations
- Dual Function Slide/Bifold
- Dual Tone Finish Feature



Custom Laminated
WOOD GRAIN FINISH
(Multiple Tones Available)


Accordion Bifold with Custom Laminated Wood Finish

RUBY ALL GLASS SLIDER

Contemporary and Elegant Interior Top Hung Stainless Steel Sliding System

Features:

- Wall/Glass Mount.
- Weight Limits: 2 Rollers (220).
- Track Length: Up to 20' Long.
- Tempered Glass Thickness: 3/8", 1/2"



Wall Off Set Mount



Glass Mount



Glass Mount Ruby Slider System with Easy Locking Ladder Pull

MAX ALUMINUM SLIDER

Complete Max' Aluminum Slider System Ready to be Install

Features:

- Efficiency & Durability
- Elegance
- Smooth Sliding
- Views
- Weather Tight
- Hurricane Resistant
- Dual Tone Finish Feature

- **Three Configurations:**
- Cancun Bottom Roller
- Cabo Top Hung
- 90 Degree Corner Conf.

- **Three Standard Stiles:**
- 3" Locking Stile
- 1" Ultra Narrow Stile

THERMALLY
BROKEN SLIDER
(Dual Tone Option)



90 Degree Max Pocket Slider with Low-E Glass IG Units

TIFFANY ALL GLASS SLIDER

Top Hung Sliding Unit Slides Effortlessly Using Only Two Small Suspension Points

Features:

- Wall Mount. Fascia Mount.
- Weight Limits:
- 2 Standard Rollers (265 lbs.)
- 3 Standard Rollers (353 lbs)
- Tempered Glass Thickness: 3/8", 1/2"



Top Hung Slider
2 3/8" Diameter Bracket



Tiffany Slider Systems with Short Easy Locking Ladder Pull

ALUMI SLIDER

Lighter Weight High Quality Modern Interior Aluminum Slider

Features:

- 2" Rollers
 - Max weight cap. 220lbs per roller
- We can match any size top or bottom rail (up to 10")
- Size limitations 60" x 108"
- Interior application only
- Top hung or Bottom roller
- Muntin Bars

Glass Options:

- 1/4", 3/8" 1/2" & 1"
- Tempered
- Laminated
- IG Units

Door Styles

- Narrow Stile- 2"
- Medium Stile- 3 1/2"
- Wide Stile- 5 1/8"



In-line Top Hung Alumi-Slider in Clear Anodized Finished

CLASSIC FULL FRAME CLADDED SLIDING SYSTEM

The Beauty of a Uniquely and Elegant Door System Cladded Enhances Any Room



Double Panel Full Frame Sliding System with Bottom Sliding Tracks

Bottom Rolling System

- Interior Applications Only
- Without Glass Stops
- Unlimited Glass Options
 - Glass thickness 1/4" to 1"
- Luxurious Cladded Finishes
- Two Roller Weight Capacity up to 1000 lbs



Bottom Rollers

CLEARVISION MOVABLE WALL SYSTEM

Top Hung Movable Glass Wall System Provides Great Design Flexibility

Frameless glass system for commercial and residential entrances PRL offers our Clearvision movable glass stacking wall system that allows glass panels to stack, slide and swing.

Features:

- Frameless System
- Dual swing or sliding
- In-line, stacking, or segmented configurations
- Convertible sliding panel easily transform into a swing door
- Single or multiple panels
- Flexible top hung sliding system
- Top and bottom rails



Movable All Glass Top Hung Slider/Stacking Door System

CLASSIC SLIDING SYSTEM

Providing Strength and Beautiful Solutions for Practically Any Exterior or Interior Application



P Style Bottom Roller Sliding Doors & Frameless Sidelites

PRL's Classic bottom rolling sliding systems offer unlimited options wherever space is valuable and exposure is critical.

Features:

- Top sliding track (2 3/8" W x 1 1/2" H)
- Single Panel/ Multiple Panels
- Top / Bottom Rail
- Bottom straddle
- SQ bolt lock
- Tandem SS roller
- Bottom sliding track (3/8" W x 3/8" H)

INSULATED GLASS

Total Energy Performance Product that Translates into Reduced Energy Cost and Increased Comfort



Max Slider and Accordion Bifold with Low-E Glass IG Units

PRL IG Units are a high quality, total energy performance product that translates into reduced energy cost and increased comfort. Insulated glass helps maintain inside room temperatures while saving energy.

IG Unit line capabilities

- Max. sizes 98" x 137"
- Min. size 6" x 6"
- Lead-times are 2 to 3 working days
- 24-hour service available upon customer's request
- Thickness from 1/2" to 1 1/2"

TEMPERED GLASS

Unlimited Glass Applications

Tempered glass is always much more resistant to breakage than raw glass. Even if it breaks, the glass disintegrates into relatively small pieces, which is less likely to cause a serious injury. It is very common for glass doors, sidelites, balconies, etc.

**Oversize tempered glass available
110" x 189"**

*consult PRL for details.




Fixed Tempered Glass Frameless Sidelite System



Oversize Fixed Panel with 3/4" Tempered Glass

LAMINATED GLASS MAKE-UPS

Offers Unlimited Make-up Possibilities



Full Frame Doors with Bullet Resistant Glass



Curtainwall with Custom Color Glass



Structural Safe Laminated Glass with Custom Brackets & Spiders




Storefront with Sound Control Glass



Entrance Door with Custom Interlayer Lami Glass

SPANDREL COLOR GLASS
For Exterior and Interior Applications



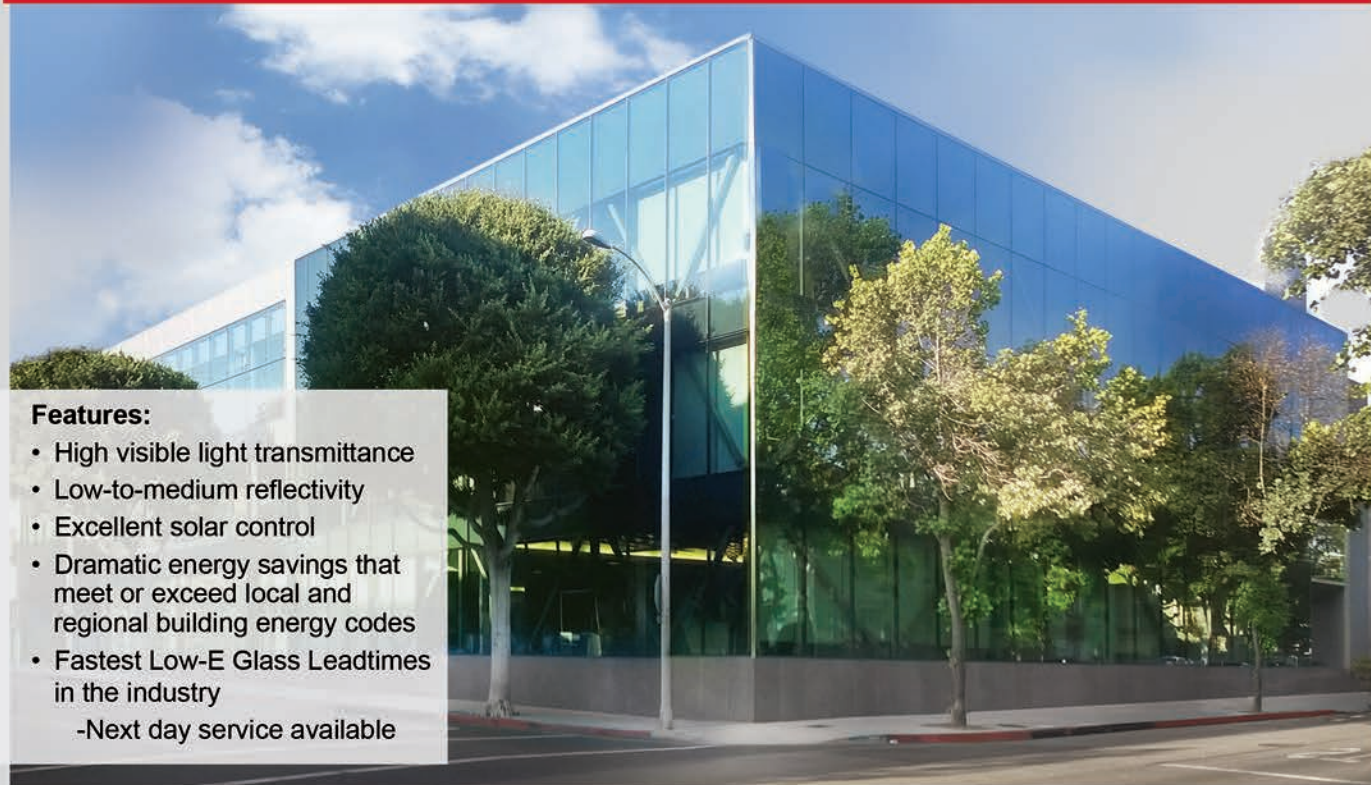
Spandrel Offers:

- Aesthetic
- High Durability
- Heat-treated
- Multiple-Applications
- Unlimited Color Options

Curtainwall with Color Spandrel IG Units

LOW E

Exceptional Line of High Performance Low-E Glass Inventory of Top Quality Products



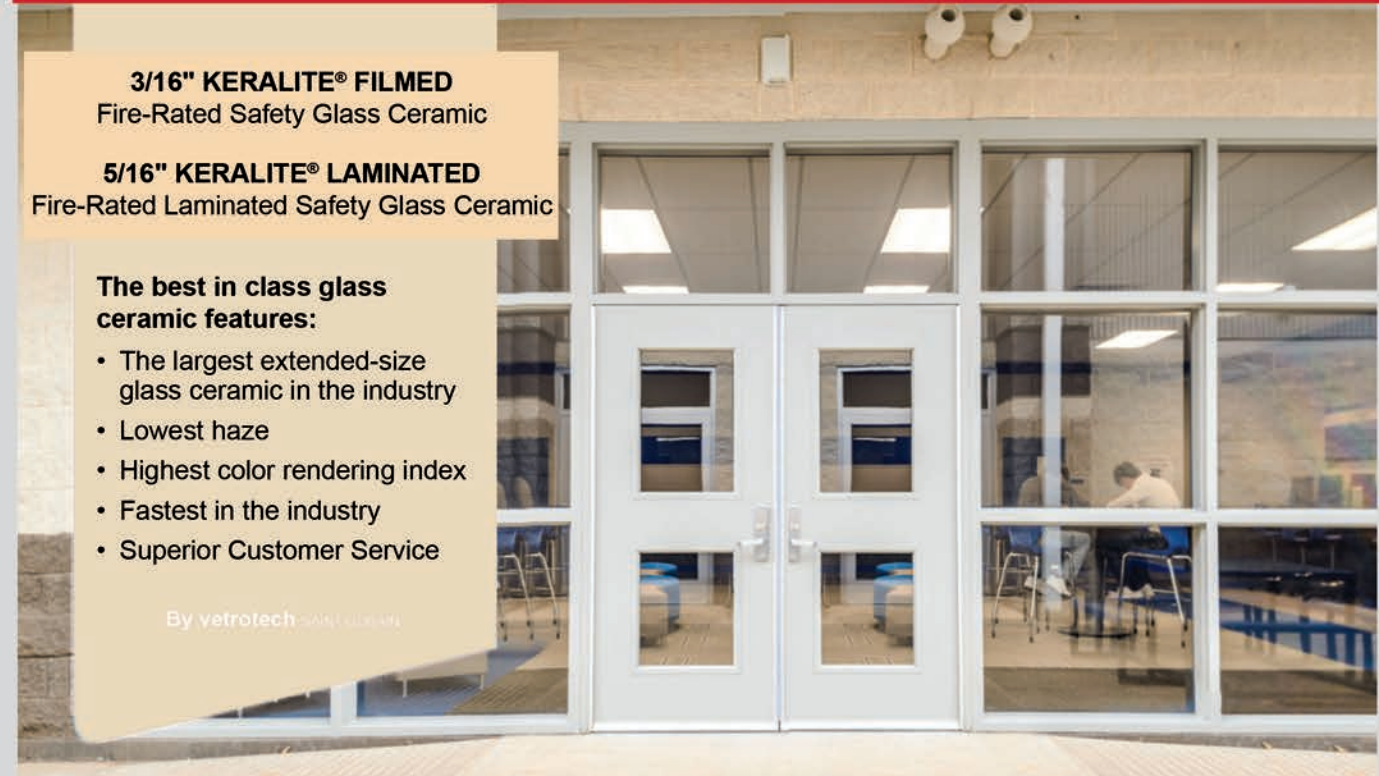
Features:

- High visible light transmittance
- Low-to-medium reflectivity
- Excellent solar control
- Dramatic energy savings that meet or exceed local and regional building energy codes
- Fastest Low-E Glass Leadtimes in the industry

-Next day service available

Project with Low-E Glass IG Units

FIRE RESISTANT GLASS
Think Clear. Think Big. Think Keralite



3/16" KERALITE® FILMED
Fire-Rated Safety Glass Ceramic

5/16" KERALITE® LAMINATED
Fire-Rated Laminated Safety Glass Ceramic

The best in class glass ceramic features:

- The largest extended-size glass ceramic in the industry
- Lowest haze
- Highest color rendering index
- Fastest in the industry
- Superior Customer Service

By vetrotech

BULLET RESISTANT GLASS

Available LEVELS 1-8 with the Fastest Leadtimes in the Industry

Features:

- Lighter glass alternatives with 1" thickness thru level 3
- Full Range/ No Spall Protection
- High Ballistic Resistance without excessive weight or thickness
- Exclusive make-up glass, PVB and Polycarbonate
- Thinner make-up fit security doors glazing pocket
- NIJ 0108.01

• **Protection Levels:**



Transaction Windows with Level 1 Bullet Resistant

SANDBLAST

Enhance Glass Elegance with Surface or Deep Carved Custom Designs



- Features:**
- Carved
 - Surface Sandblast
 - Artistic
 - Custom Artwork
 - Tri-Dimensional Sandblast

All Glass Sidelites with Custom Sandblast Design

MIRRORS

Enhance your Space with Elegance




- Enhances with:**
- Polished Edges
 - Multiple bevels
 - Beveled Edges
 - Sandblast artwork

Wall Mirror with Light Fixture Custom Cut Outs

TEXTURED GLASS

Ideal for Interior Decorative & Privacy Options



- Applications:**
- Shower Doors
 - Handrails Systems
 - Laminated Make-ups
 - Wall Cover-ups
 - Infill Panels

Custom Textured Laminated Glass Walls

TINTED GLASS

Improved Performance Reducing the Amount of Sunlight Entering a Room & for Aesthetics

- Features:**
- Versatile range of tints
 - Provide higher levels of natural daylight
 - Lower solar heat loads.
 - 1/4" or in other thicknesses*



Curtainwall System with Blue Green Tinted IG Units

GLASS SPECIALTIES

Custom Work with Expert Craftsmanship Creating Elegance & Style



Fabricate the most unique glass pieces:

- Oversized glass
- Surface and artistic carved sandblast glass
- Decorative glass wall
- Sandblast and carving

You dream it, we build it

Custom Handrail Segmented Design

TABLETOPS


Artistic, Beautiful, and Creative Applications for Residential and Commercial



Oversized Tabletop with Custom Sandblast Design and Glueship

ALUMINUM CUSTOM EXTRUSION

PRL's State of the art 2400 tons/8" Diameter



There is no challenge to PRL when it comes to producing the highest quality aluminum extrusion with our equipment. Very complex hollows of all sizes and shapes are very common for us.

- Custom designed extrusions
- Up to 8" diameter shapes extrude
- Fabrication/CNC Capabilities
- Fastest leadtimes in the industry*
- Finishing:
 - Clear anodized, bronze anodized,
 - Custom paints colors available on request

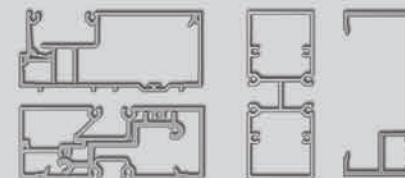
STOCK LENGTH

Many Series Available Ready to Be Ship

Features

- 24' Stock Lengths
 - Custom Lengths cut to size*
- Ready to ship out next day
 - Will call the same day
- Fastest leadtimes in the industry*

*Consult us for details



Aluminum Stock Inventory

BREAKMETAL

Custom Form Metal Profiles




Full Frame Doors & Storefront Framing Cladded in Satin Brass

Clad

- Full Frame Doors
- Storefront Framing
- Column Covers
- Cornices
- Panel Pans
- Top Caps
- Miter Returns/Corners
- Corners
- Connectors

Metal Finishing

- Mirror Polishing
- Directional
- Satin Brush



PRL'S PRODUCT LINE

PRL'S PRODUCT LINE

FRAMELESS SHOWER SLIDER




Frameless, Trendsetting Design and an Smooth, Effortless Operation

PRL has what you're looking for- our Ruby and Tiffany shower door sliders! These stunning all-glass shower sliders will take your breath away with their frameless, cutting-edge design. Multiple 3/8" glass options to choose from and easy, smooth operation.

Features:

- Modern 4-wheel roller system
- Easy and smooth sliding operation
- Multiple 3/8" glass options
- Maximum door weight:
 - Ruby: 120 lbs
 - Tiffany: 90 lbs
- Support Bar:
 - Ruby: 120 in
 - Tiffany: 72 in

3 Different Hardware Finishes

-  Oil Rubbed Bronze
-  Brushed Stainless Steel
-  Polished Stainless Steel

DUAL BIPASS SLIDING TRACK



Dual Tiffany Bipass Shower Slider with Starphire Glass

RECTANGULAR SLIDING TRACK



Tiffany Shower Slider in Brushed Stainless Steel

Sample shown in BSS

ROUND SLIDING TRACK



Ruby Shower Slider In Polished Stainless Steel

Sample shown in ORB

CONTOURED SHOWER SLIDER

The Most Popular Tub and Shower Slider, You Don't Have to Sacrifice Beauty for Practicality

Glass is offered in 3/8" with options in,

- Clear Glass / Tinted Glass
- Pattern Texture Glass
- Custom Sandblasted Glass

Available finishes are:

- Bright-Dip Clear Anodized
- Oil Rubbed Bronze
- Brushed Nickel

Standard Hardware:

- Single Towel Bar/Singles Knob



Shower Slider with 3/8" Starphire Glass in Brushed Nickel Finish

COMPLETE SHOWER / STEAM UNITS

Offer an Elegant Accent to the Bath Environment and Enhances Custom Tile or Marble Work



Steam Unit with a Mini Ladder Pull



90-Degree Custom Unit with Custom Vent Cut Out

Diamond Seal coating Available!

We are only a simple click away

Quick Order & Quotes Online

at PRL Glass & Aluminum

One Stop Shop

Shop for all the products you need at one place, it's that easy



INFINITY HANDRAIL SYSTEM



HANDRAIL GLASS



CUSTOM POST GUADRIL SYSTEM